

AC Coupled Series

- LXP ACS 3600
- LXP SQPOD 3600

One Step
to Retrofit
Your Solar System

AC Coupled Series

How it works



Smart EPS

- Plug & Play, seamless switching under 10ms
- Sufficient backup power for emergency use



Advanced Parallel for SQPOD

- Up to 10 units parallel, expandable to 36kW
- Single phase and unbalanced three phase paralleling
- Host inverter automatically generated to manage entire system



Intelligent working modes

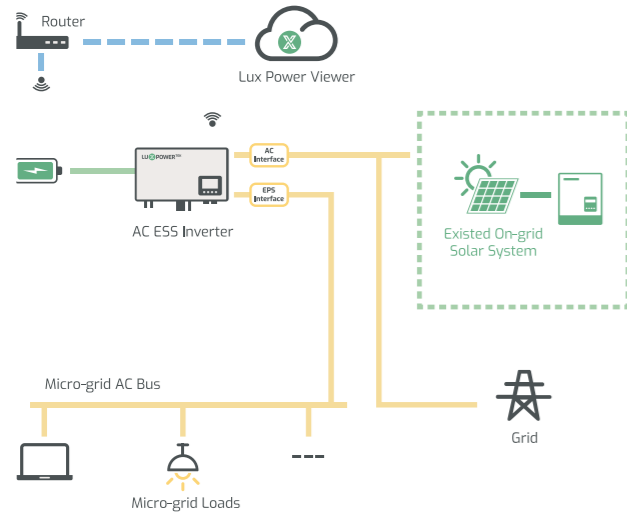
- Self consumption mode for high tariff areas
- Charge priority mode for areas where grid power is unstable
- Force charge & discharge mode for areas where tariff varies by time



Easy to use with battery

- Remote upgrade BMS firmware
- Wide range of compatible battery brands
- Wake up lithium battery when battery shutdown
- Essential info uploaded to Lux server for quick ESS diagnosis
- Flexible connections with battery, group or split both accessible

A real plug & play unit that helps you do all in one step.



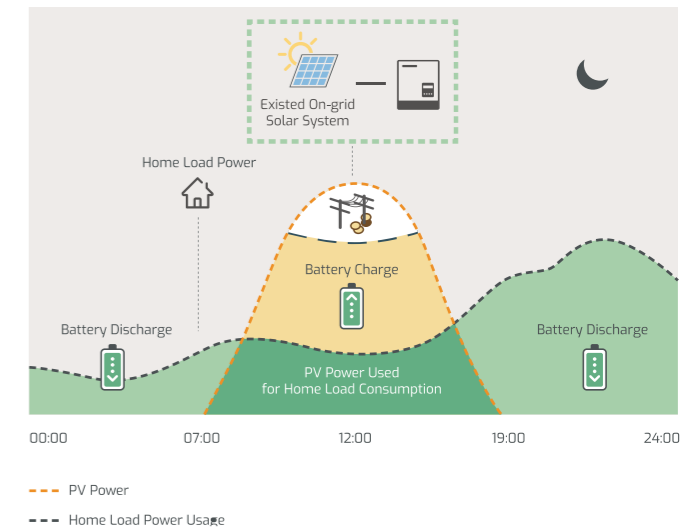
/ System Connection

To retrofit existing on-grid solar system to energy storage hybrid system.

It couldn't be easier than installing a LXP. AC series inverter coupled on AC side with a battery pack.


/ Self Consumption

Under self use mode, AC coupled inverter will detect the power of on-grid inverter generated, which will be used by local loads first, and rest will be stored in the battery by using AC coupled inverter. Excessive power will be fed back into the grid. This is the default mode which will increase the self consumption rate and reduce the energy bill significantly.



/ Force Time Use

This mode suits for situation where the price difference of energy is big. User can set the charging and discharging time and priority of energy use under Force Time Use Mode. The user can also choose whether to charge the battery using grid power if the regulations permitted.



AC Coupled Inverter

LXP ACS 3600



Your Reliable Energy Solution Partner

- Stronger EPS
- Intelligent working modes
- Generator interface available
- Easy to use with battery
- IP65, indoor & outdoor use
- Free monitoring & remote upgrade
- Retrofit any on-grid systems to be able to run battery
- Plug & Play, seamless switching under 10ms



Specification

Battery	ACS 3.6k
Compatible Battery Type	Lithium-ion, Lead-Acid etc.
Nominal Battery Voltage	48V.d.c
Max. Charging Voltage(V)	<=60 V(Configurable)
Max. Charge/Discharge Current	70A / 70A
Battery Capacity(Ah)	100Ah
Charging Mode for Li-Ion Battery	Self-adaption to BMS
Charging for Lead-acid Battery	3-stage adaptive with maintenance
Battery Back Feed Current	0A
Grid	
Nominal AC Output Power to Utility	3600VA
Max. AC Output Power to Utility	3600VA
Max. AC Input Power from Utility	5980VA
Max. AC Output Current to Utility	16A
Max. AC Input Current From Utility	26A
Nominal Output Voltage	220/230V.a.c
AC Voltage Range	180 - 270V.a.c
Nominal AC Frequency	50Hz/60Hz
AC Over Current Protection	31A
Power Factor	1(adjustable 0.8leading -0.8lagging)
THDI	<3%
AC Over Voltage Category	Category III
EPS	
Max. Output Power	3600VA
Nominal Output Voltage	230V.a.c
Nominal Output Frequency	50Hz / 60Hz
Max. Output Current	16A
Peak Power	4500VA, 30s
THDV(linear load)	<3%
Switching Time	Typical 0.01s
Back-up Over Current Protection	31A
Efficiency	
Max. Charge / Discharge Efficiency	96%
Protection	
Reverse Polarity Protection	YES
Over Current/Voltage Protection	YES
Anti-islanding Protection	YES
AC Short-circuit Protection	YES
Leakage Current Protection	YES
Ground Fault Monitoring	YES
Grid Monitoring	YES
Ingress Protection Degree	IP65 / NEMA4X
General	
Dimension(mm)	560*440*220
Weight	15.6 kg
Topology	HF
Cooling Concept	Natural Convection
Relatively Humidity	100%
Altitude	<4000m
Noise Emission	<25dB
Standby Consumption	<5W
Display & Communication Interfaces	LCD, LED, RS485, Wi-Fi, CAN
Standards	
G98, G83, VDE-AR-N4105, EN50549, IEC62040, IEC62109-1/-2	

- Stronger EPS
- Intelligent working modes
- Generator interface available
- IP65, indoor & outdoor use
- Free monitoring & remote upgrade
- Advanced Parallel, up to 36kW
- Plug & Play, seamless switching under 10ms
- Retrofit any on-grid systems to be able to run battery



Lux Power Battery Storage *Agile Auto Charge*

Lux Power with Infinity Innovations Ltd. have developed an Agile Auto Charge (AAC) to allow automatic off peak charging using the cheapest rates available. This is a Beta system and therefore reacts to data provided by Octopus. Lux Power have no involvement or responsibility for content or timing of the information provided. It is recommended that you read the Octopus Blog regarding all systems approved as compatible with Octopus -

<https://octopus.energy/blog/works-with-octopus/>

The AAC analyses the times and prices of the electricity information published by Octopus Energy and ranks the information according to price. You can therefore just input the number of charge periods you want to use, and they system will automatically charge using only the cheapest periods.

Simple to programme

Agile Auto Charge will appear on your Lux Power Portal once activated by Infinity Innovations Ltd. Simply select the quantity of 30 mins charge periods you require for Night or Day charging and press save!

Night Charge - from midnight to 6am.

Select how many charge periods you want and your system will automatically be set to charge for that number of periods during only the cheapest prices.

Day Charge - from 12 noon to 4 pm.

This will allow you to 'top-up' your batteries ready to get through the more expensive On Peak periods.

Blocking Discharge

You can also set periods where the batteries can charge but will not discharge. For example block discharging from midnight to 6am and your batteries will charge using only the cheapest rates but will not discharge. So you can set all heavy usage items – washing machines, dish washers, EV charging etc. to also run at night without emptying your batteries. Using this function you can ensure your batteries are 100% charged ready cover your house load at 6.am.